

## BROKEN DISHES

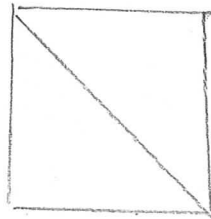
THERE ARE FOUR HALF SQUARE UNITS FOR THE BROKEN DISHES PATTERN.

**A** IS THE BACKGROUND FABRIC.

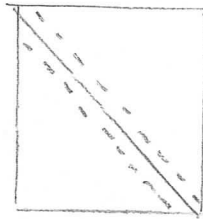
FOR **A** CUT TWO SQUARES  $6 \frac{7}{8}$ " SQUARES.

FOR **B** CUT TWO SQUARES  $6 \frac{7}{8}$ " SQUARES.

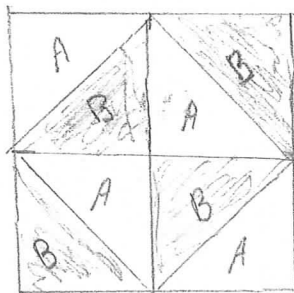
MARK **A** YOUR BACKGROUND FROM CORNER TO CORNER.



PLACE **A** ON TOP OF **B** AND SEW ON EACH SIDE OF THE MARK LINE.



LAY THE FOUR PIECES AS SHOWN IN THE DIAGRAM.



# OLD MAID'S PUZZLE

**A** IS THE BACKGROUND FABRIC. CUT 5 PIECES AT  $3 \frac{7}{8}$ " SQUARES.

**B** IS THE DARK FABRIC. CUT 2 PIECES AT  $3 \frac{7}{8}$ " SQUARES.

**C** IS THE BACKGROUND FABRIC. CUT 4 PIECES AT  $3 \frac{1}{2}$ " SQUARES.

**D** IS THE MEDIUM FABRIC. CUT 3 PIECES AT  $3 \frac{7}{8}$ " SQUARES.

**E** IS THE MEDIUM FABRIC. CUT 2 PIECES AT  $3 \frac{1}{2}$ " SQUARES.

TAKE TWO OF THE **A** FABRIC AND TWO OF THE **B** FABRIC AND MAKE  $\frac{1}{2}$  SQUARE TRIANGLES.

TAKE THREE OF THE **A** FABRIC AND THREE OF THE **D** FABRIC AND MAKE  $\frac{1}{2}$  SQUARE TRIANGLES.

LAY THE BLOCK AS SHOWN.

